

RoHS

REV	ECN NO.	DESCRIPTION	DESIGN	APPROVAL	DATE
A1	NEW	更换图框			2023.11.25

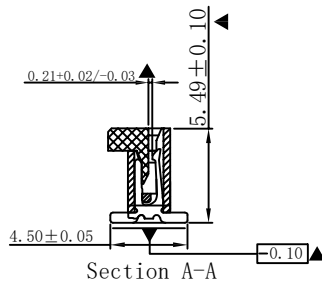
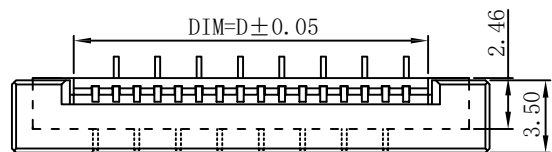
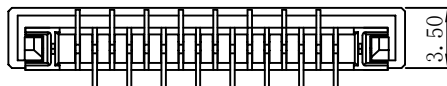
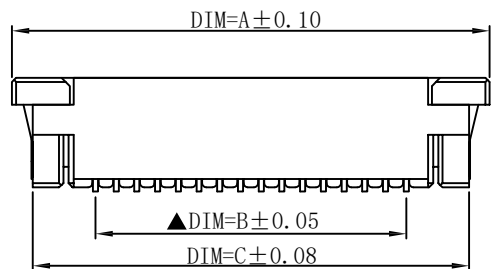
Ordering Code:

F1003A-ZV-xx-25T-R
1 2 3 4

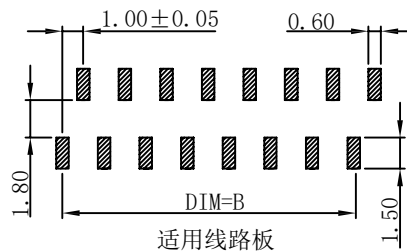
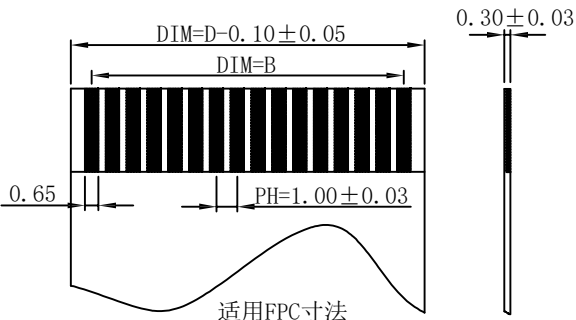
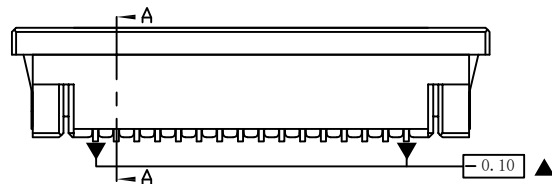
1. 序列号
2. Pin位数:04=04
3. 电镀方式:T=镀锡
4. 包装方式:R=卷装

技术指标:

1. 塑件表面应光洁、无毛边、无明显收缩、缺陷、裂纹等现象。
2. 温度范围(Temperature range): -25℃~+85℃
3. 额定电流(Current rating):1A AC/DC
4. 额定电压(Rated voltage): 50V AC/DC
5. 接触电阻(Contact resistance): ≤0.03 Ω.
6. 绝缘电阻(Insulation resistance): ≥500MΩ.DC500V.



正脚



CKT	DIM=A	DIM=B	DIM=C	DIM=D
4	11.06	3.00	9.06	5.10
5	12.16	4.00	10.06	6.10
6	13.06	5.00	11.06	7.10
7	14.06	6.00	12.06	8.10
8	15.06	7.00	13.06	9.10
9	16.06	8.00	14.06	10.10
10	17.06	9.00	15.06	11.10
11	18.06	10.00	16.06	12.10
12	19.06	11.00	17.06	13.10
13	20.06	12.00	18.06	14.10
14	21.06	13.00	19.06	15.10
15	22.06	14.00	20.06	16.10
16	23.06	15.00	21.06	17.10
17	24.06	16.00	22.06	18.10
18	25.06	17.00	23.06	19.10
19	26.06	18.00	24.06	20.10
20	27.06	19.00	25.06	21.10
21	28.06	20.00	26.06	22.10
22	29.06	21.00	27.06	23.10
23	30.06	22.00	28.06	24.10
24	31.06	23.00	29.06	25.10
25	32.06	24.00	30.06	26.10
26	33.06	25.00	31.06	27.10
27	34.06	26.00	32.06	28.10
28	35.06	27.00	33.06	29.10
29	36.06	28.00	34.06	30.10
30	37.06	29.00	35.06	31.10
31	38.06	30.00	36.06	32.10
32	39.06	31.00	37.06	33.10

④	焊片	铜合金/表面镀锡
③	后盖	LCP UL94V-0 黑色
②	端子	铜合金/表面镀锡
①	基座	LCP UL94V-0 本色
序号	名称	材质

X±0.50	X.°±
.X±0.25	.X°±
.XX±0.15	.XX°±
.XXX±0.10	.XXX°±
UNITS:	mm

THESE DRAWINGS AND SPECIFICATIONS ARE THE PROPERTY OF XFCN AND SHALL NOT BE REPRODUCED, COPIED OR CUED IN ANY MANNER WITHOUT THE PRIOR WRITTEN CONSENT OF XFCN

PART NO:		F1003A-ZV-xx-25T-R		XFCN 兴飞连接器	
TITLE:		FPC1.0mmPitch 拉拔立式正脚位(H=2.5)		0769-82001899	
				www.xfconn.com	
				DWG NO: /	
APPD	Chen ZhiQiang	VIEW			
CHKD	Liu Wei	SCALE			
DRAW	Chen HongJiang	SHEET	1/1	REV	
DATE	2024.05.28	NONE	A1		