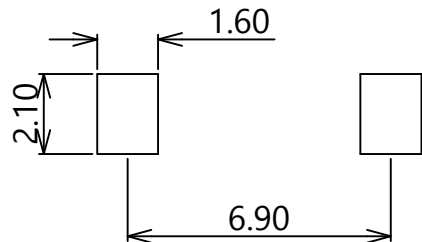
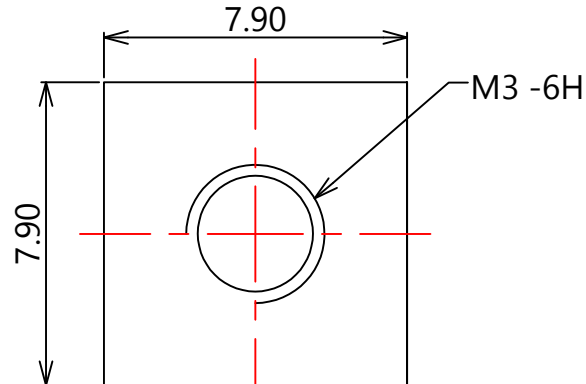


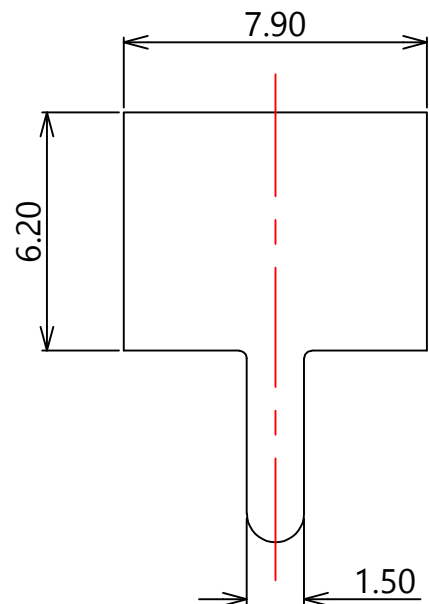
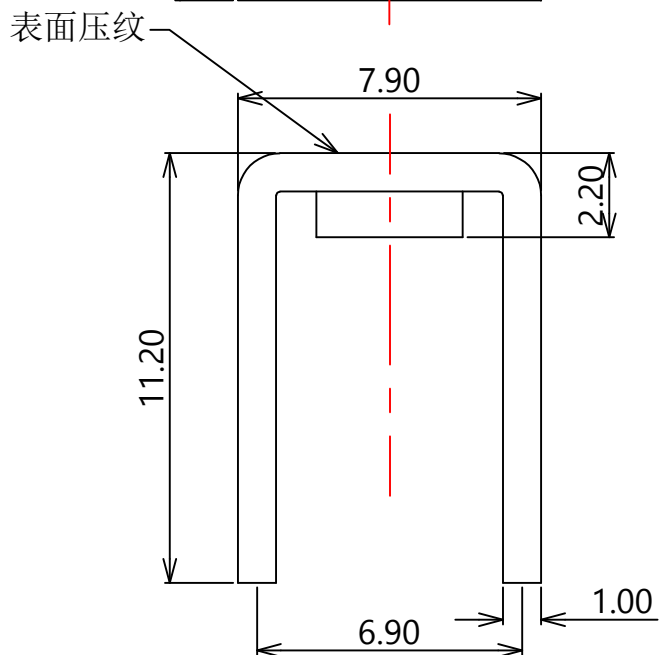
RoHS

REV	ECN NO.	DESCRIPTION	DESIGN	APPROVAL	DATE
A1	NEW	更换图框			2023.11.25



PCB LAYOUT

- 技术要求:
- 1.打铜底0.5-1μm,镍2-2.5μm, 哑锡3-5μm。
  - 2.插脚尖部符合可焊性要求。
  - 3.螺纹需符合通止规/止针要求。
  - 4.螺纹扭矩: 0.6Nm.
  - 5.额定电流: 40A.



>30 ±0.40	X.°±
6-30 ±0.30	.X°±
0-6 ±0.20	.XX°±
ANGLES ±1°	.XXX°±
UNITS:	mm

PART NO:	T32014
TITLE:	PCB SOLDERING TERMINAL

**XFCN** 兴飞连接器

0769-82001899  
www.xfconn.com

DWG NO: /

1	插脚		H62(Y2)	1
序号	名称	零件编号	材质	数量

THESE DRAWINGS AND SPECIFICATIONS ARE THE PROPERTY OF XFCN AND SHALL NOT BE REPRODUCED, COPIED OR CUED IN ANY MANNER WITHOUT THE PRIOR WRITTEN CONSENT OF XFCN

APPD	
CHKD	
DRAW	Wang
DATE	2024.03.14

VIEW	
SCALE	NONE
SHEET	1:1
REV	A1